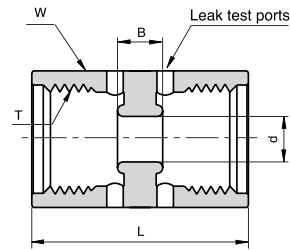


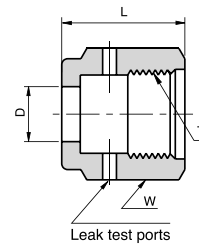
DFU

DOUBLE FEMALE UNION

Ordering Information	Face Seal Size	L		B		d		W	T Thread Size
	inch	mm	inch	mm	inch	mm	inch	inch	inch
P-DFU-1/4	1/4	30.2	1.19	6.0	0.24	6.4	0.25	3/4	9/16 - 18
P-DFU-1/2	1/2	33.3	1.31	6.0	0.24	14.0	0.55	1 1/16	7/8 - 14

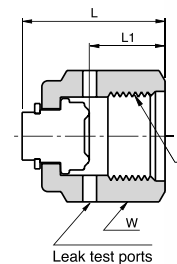
Caution: This fitting should be used with a swivel male connector only.

NF

FEMALE NUT

Ordering Information	Face Seal Size	L		D		W	T Thread Size
	inch	mm	inch	mm	inch	inch	inch
P-NF 1/8	1/8	13.6	0.54	5.3	0.21	7/16	5/16-24
P-NF 1/4	1/4	20.6	0.81	9.2	0.36	3/4	9/16-18
P-NF 1/2	1/2	22.5	0.88	15.5	0.61	1 1/16	7/8-14
P-NF 3/4	3/4	28.5	1.12	22.6	0.89	1 1/2	1 1/4-18
P-NF 1	1	34.0	1.34	30.6	1.20	1 3/4	1 1/2-20

CF

FEMALE CAP

Ordering Information	Face Seal Size	L		L1		W	T Thread Size
	inch	mm	inch	mm	inch	inch	inch
PCF1/8	1/8	16.6	0.65	8.4	0.33	7/16	5/16-24
P-CF 1/4	1/4	23.9	0.94	12.7	0.50	3/4	9/16-18
P-CF 1/2	1/2	25.6	1.01	14.2	0.56	1 1/16	7/8-14
P-CF 3/4	3/4	32.3	1.27	19.1	0.75	1 1/2	1 1/4-18
P-CF 1	1	39.0	1.53	23.4	0.92	1 3/4	1 1/2-20

Dimensions are for reference only, and are subject to change without notice.
When ordering, be sure to add the Surface-Finish Designator (either H or E) to the Part Number. (See Material Table, page 157).